


Thermolectric Heat Flux Sensor _____ HRD02-040-05L04

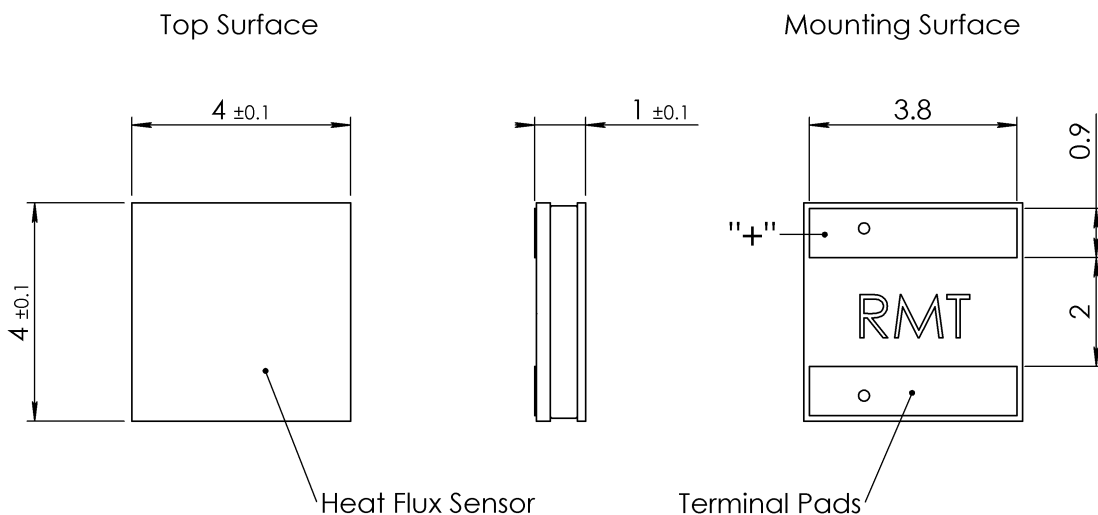


The HRD02-040-05L04 – SMD type, high sensitive and self-calibrating sensor of radiation heat fluxes in a wide range of heat flux intensities. Compatible with RMT Datalogger DX8140.

- Ultra-High Sensitivity
- Miniature Dimensions
- Self-calibrating
- SMD solution
- Suitable for flip-chip

Spectral range	μm	0.2...15
Surface Emissivity ϵ		0.95
Sensitivity S_e	$\mu\text{V}/(\text{W}/\text{m}^2)$	17.3
Integral Sensitivity S_a	V/W	0.48
Detectivity	$\text{cmHz}^{1/2}/\text{W}$	1.70E+09
Time Constant τ	s	0.7
Electrical Resistance ACR1)	Ohm	10.0

Dimensions (mm) _____



Detailed Specification


HRD02-040-05L04

Sensor Type		Thermoelectric
Surface material		Aluminum, painted black
Protection		IP67
Surface dimensions AxB	mm ²	6x6
Thickness H	mm	1
Pellet pairs		40
Spectral range	µm	0.2...15
Surface Emissivity ε		0.95
Sensitivity Se	µV/(W/m ²)	17.3
Integral Sensitivity Sa	V/W	0.48
Detectivity	cmHz ^{1/2} /W	1.70E+09
Time Constant τ	s	0.7
Electrical Resistance ACR ¹⁾	Ohm	10.0
Power Density max Pe	±W/m ²	9 000
Maximal Power Pa	±W	0.14
Thermal Resistance RT	K/(W/m ²)	1.30E-03
Integral Thermal Resistance RT	K/W	70.5
Temperature Dependence ²⁾ dS/dT	%/°C	0.25
Linearity with Power dS/dP	±%/(W/m ²)	0.02%
Homogeneity dS/dA.	±%	1
Calibration Accuracy	±%	3
Calibration Temperature Range Min/Max	°C	-40 ... +85
Operating Temperature Range Min/Max	°C	-60 ... +150
Soldering Temperature ³⁾ Max °C	°C	+260
Cooling Method		Convection
Terminal Contacts		Bottom Side
RoHS		Compliant

1. Performance parameters shown in specifications are given for ambient temperature Ta=300 K (27 °C)
2. Average value. Detailed temperature dependance is available.
3. Max duration 5minuters.

Pinout Configuration

HRD02-040-05L04



HRD Heat Flux Sensor has two flat sides. The sensing (working) side is completely black. Bottom side contains two terminal pads for SMT soldering process and a mark between them.

Self-Calibration Method

Sensitivity of thermoelectric heat flux sensor S_a [V/W]

$$S_a = \frac{U}{P} = N \times \alpha \times R_t$$

U – sensor signal at heat flux P_e ;
 N – number of pellet pairs inside a sensor;
 R_t – thermal resistance;
 α – Seebeck coefficient (average value P-N pair)

Figure-of Merit Z of thermoelectric sensor

$$Z = \frac{(N \times \alpha)^2 \times R_t}{ACR}$$

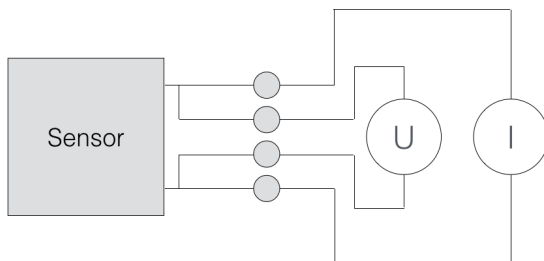
Calibration expression with use of Z, ACR and Seebeck coefficient α

$$S_a = \frac{1}{(\alpha \times N)} \times Z \times ACR$$

$$S_e = S_a \times S \quad \text{where } S - \text{surface area}$$

Measurement Scheme

Self-calibration to be made by measurement of Figure-of-Merit and ACR Resistance of thermoelectric heat flux sensor by four-wire method which is provided by four wires of the FET cable connected to the sensor.



Use series of Z-Meters made by RMT for measurement of Figure-of-Merit and ACR resistance of thermoelectric heat flux sensor.

Or RMT Datalogger DX8140 developed for HTX, HFX series of heat flux sensors.

Contacts

Russia - RMT Ltd. Headquarters

Warshavskoe sh. 46, 115230, Moscow

Russia

Tel: +7-499-678-2082

Fax: +7-499-678-2083

Web: www.rmtltd.ru

Email: info@rmtltd.ru

Europe/USA - TEC Microsystems GmbH

Schwarzschildstrasse 8, 12489 Berlin

Germany

Tel: +49 30 6789 3314

Fax: +49 30 6789 3315

Web: www.tec-microsystems.com

Email: info@tec-microsystems.com

Korea - Sunflower Energy

1F, 665-6, Pungdeokcheon-dong

Suji-gu, Yongin-si, Gyeonggi-do

South Korea

Tel: +82 312767992

Fax: +82 312767993

web: www.sunfl.co.kr

China - ProTEC Ltd.

深圳市南山区登良路恒裕中心B座207

电话: +86-755-61596066

传真: +86-755-61596036

邮编: 518054

Web: www.protecltd.com

Email: info@protecltd.com

Taiwan - Wellspring & Vim Tech Corp

9F-1, No.657 Pei-an Rd.

Taipei 104

Taiwan

Tel: +886 2-85091756

Fax: +886 2-85091846

web: www.wellvim.com.tw

Email: info@wellvim.com.tw

Legal Notice

All logos, images, trademarks and product names (collectively Materials) are proprietary to RMT Ltd and/ or any of its affiliates, or subsidiaries, or other respective owners that have granted RMT Ltd the permission and/or license to use such Materials. All images are provided by RMT Ltd. and are subjects of copyright protection.


RMT Ltd, TEC Microsystems GmbH and ProTEC Ltd. do not grant a copyright license (express or implied) to the Recipient, except that Recipient may reproduce the logos, images and text materials in this press-release without any alteration for non-promotional or editorial purposes only with a written note about materials owner.

Copyright Protection Warning


Graphics materials and texts from this datasheet may not be used commercially without a prior response in writing on company letterhead and signed by RMT Ltd authority.

Thank you for respecting the intellectual property rights protected by the International Copyright laws.

All Images contain RMT hidden watermark for the immediate proof of their origin.



RMT Image



Hidden Watermark